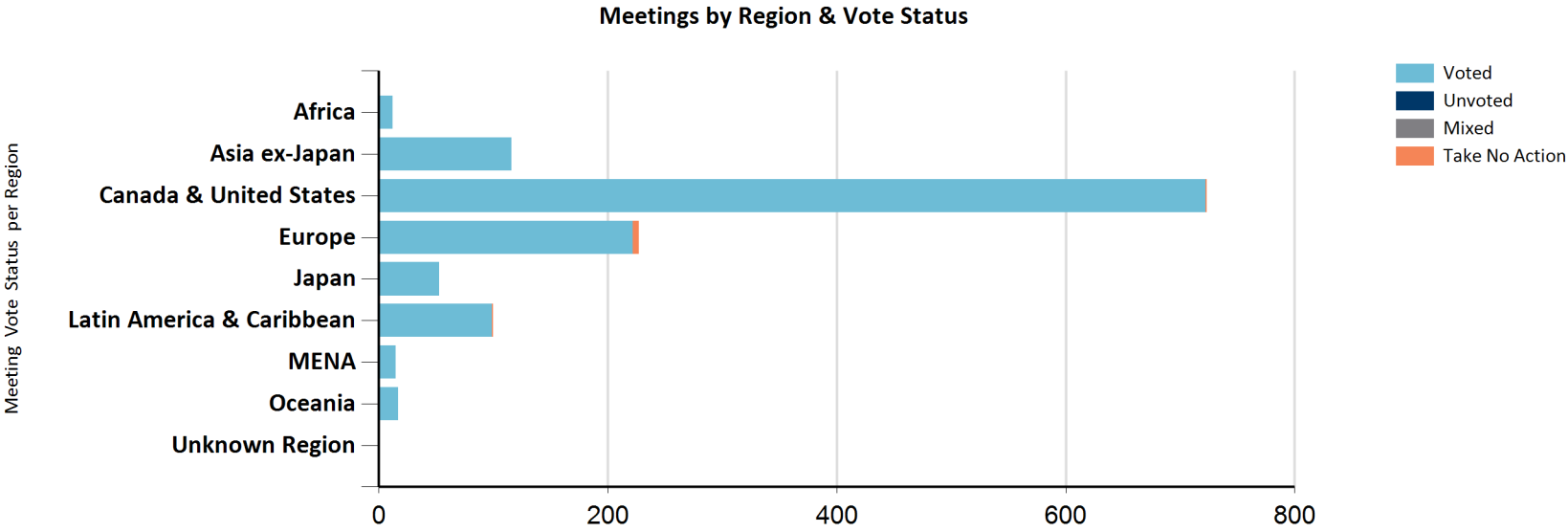


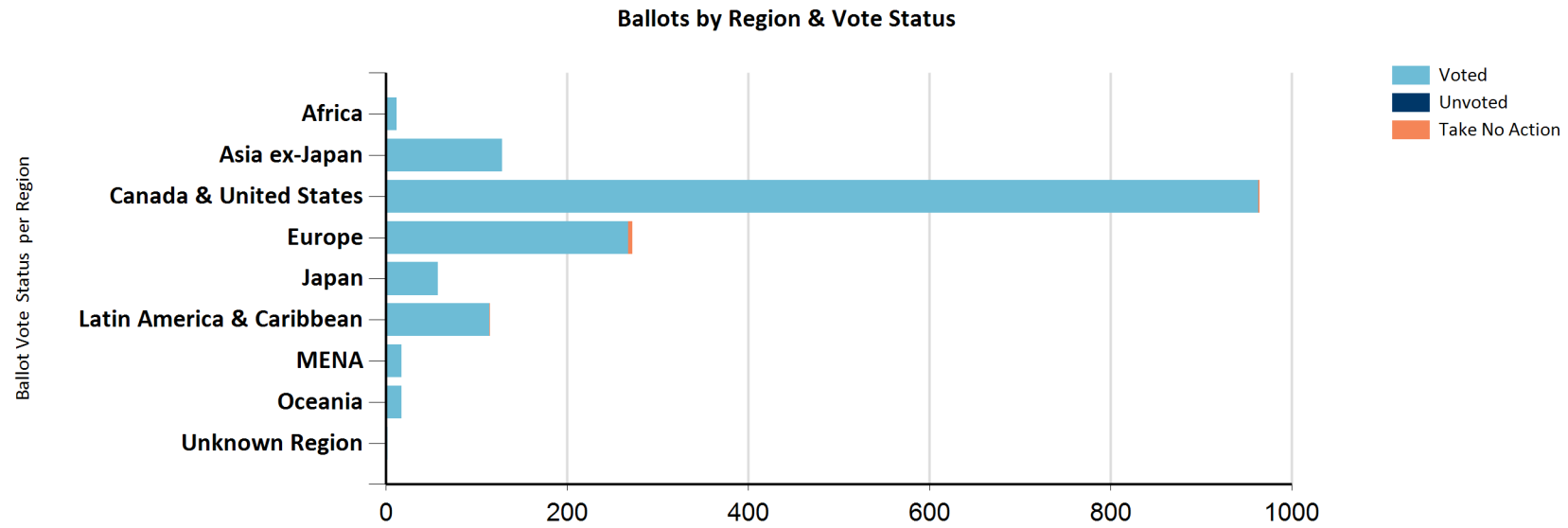
Meeting Statistics Report

From 6/1/2016 to 6/1/2017



Ballot Statistics Report

From 6/1/2016 to 6/1/2017



Proposal Statistics Report

From 6/1/2016 to 6/1/2017

	Mgmt Proposals	SHP Proposals	Total Proposals
For	11715	166	11881
Against	1147	194	1341
Abstain	167	1	168
1 Year	422	0	422
2 Years	0	0	0
3 Years	0	0	0
Mixed	0	0	0
Take No Action	89	0	89
Unvoted	0	0	0
Totals	13540	361	13901

	Mgmt Proposals	SHP Proposals	Total Proposals
With Management	12077	128	12205
Against Management	1308	156	1464
N/A	66	77	143
Mixed	0	0	0
Take No Action	89	0	89
Unvoted	0	0	0
Totals	13540	361	13901

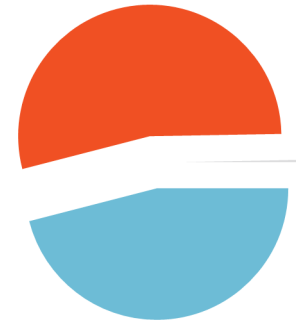
Management Proposals – Votes Cast

For - 11715
 Against - 1147
 Abstain - 167
 1 Year - 422
 Take No Action - 89



Shareholder Proposals – Votes Cast

For - 166
 Against - 194
 Abstain - 1




Management Proposals – Votes versus Management

With Mgmt - 12077
 Against Mgmt - 1308
 N/A - 66
 Take No Action - 89



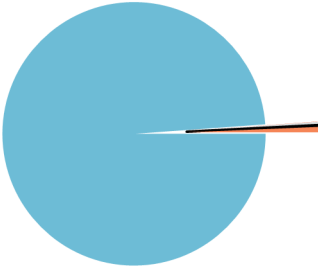
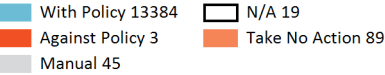
Shareholder Proposals – Votes versus Management

With Mgmt - 128
 Against Mgmt - 156
 N/A - 77

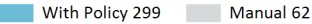


	Mgmt Proposals	SHP Proposals	Total Proposals
With Policy	13384	299	13683
Against Policy	3	0	3
Manual	45	62	107
N/A	19	0	19
Mixed	0	0	0
Take No Action	89	0	89
Unvoted	0	0	0
Totals	13540	361	13901

Management Proposals - Votes versus Policy


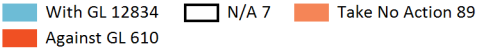


Shareholder Proposals - Votes versus Policy



	Mgmt Proposals	SHP Proposals	Total Proposals
With Glass Lewis	12834	338	13172
Against Glass Lewis	610	23	633
N/A	7	0	7
Mixed	0	0	0
Take No Action	89	0	89
Unvoted	0	0	0
Totals	13540	361	13901

Management Proposals - Votes versus Glass Lewis



Shareholder Proposals - Votes versus Glass Lewis

