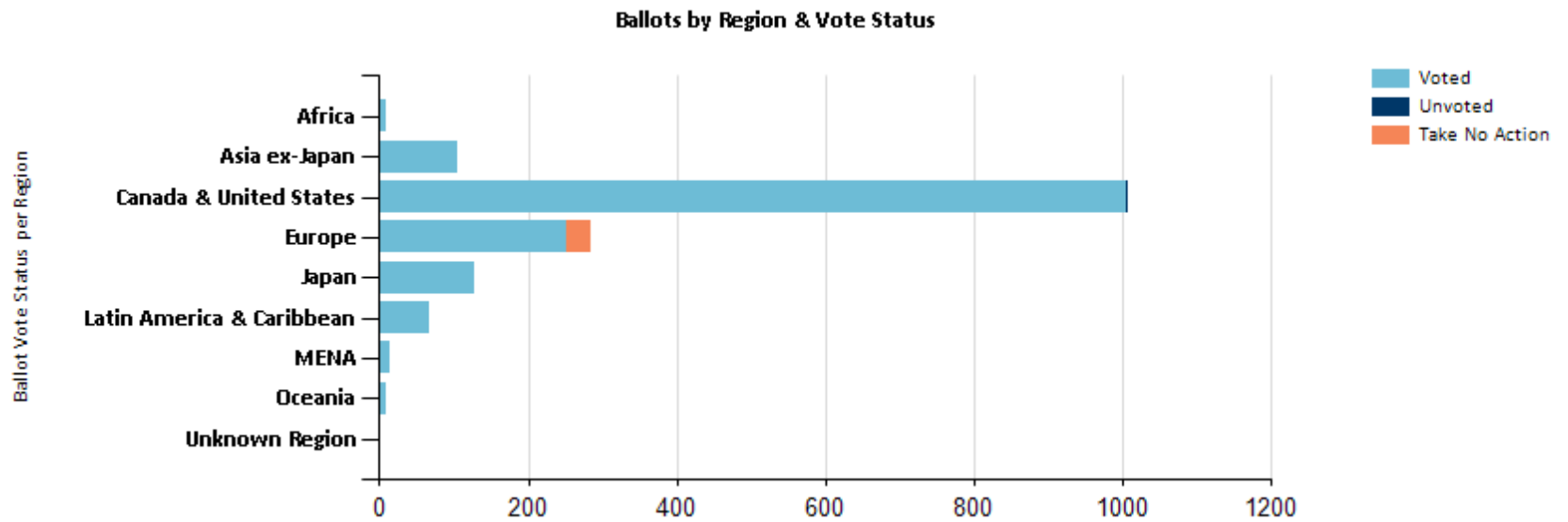


Ballot Statistics Report

From 5/28/2014 to 5/28/2015



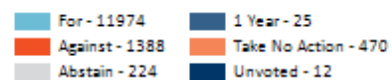
Proposal Statistics Report

From 5/28/2014 to 5/28/2015

	Mgmt Proposals	SHP Proposals	Total Proposals
For	11974	217	12191
Against	1388	233	1621
Abstain	224	2	226
1 Year	25	0	25
2 Years	0	0	0
3 Years	0	0	0
Mixed	0	0	0
Take No Action	470	16	486
Unvoted	12	0	12
Totals	14093	468	14561

	Mgmt Proposals	SHP Proposals	Total Proposals
With Management	11937	223	12160
Against Management	1595	209	1804
N/A	79	20	99
Mixed	0	0	0
Take No Action	470	16	486
Unvoted	12	0	12
Totals	14093	468	14561

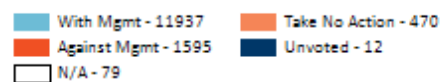
Management Proposals – Votes Cast




Shareholder Proposals – Votes Cast



Management Proposals – Votes versus Management




Shareholder Proposals – Votes versus Management

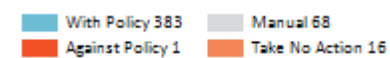


	Mgmt Proposals	SHP Proposals	Total Proposals
With Policy	13505	383	13888
Against Policy	61	1	62
Manual	40	68	108
N/A	5	0	5
Mixed	0	0	0
Take No Action	470	16	486
Unvoted	12	0	12
Totals	14093	468	14561

Management Proposals - Votes versus Policy




Shareholder Proposals - Votes versus Policy



	Mgmt Proposals	SHP Proposals	Total Proposals
With Glass Lewis	12820	429	13249
Against Glass Lewis	785	23	808
N/A	6	0	6
Mixed	0	0	0
Take No Action	470	16	486
Unvoted	12	0	12
Totals	14093	468	14561

Management Proposals - Votes versus Glass Lewis



Shareholder Proposals - Votes versus Glass Lewis

